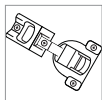


# Ultimate Construction

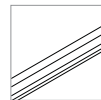
## At a glance

- Plywood construction.
- 5/8" Dovetail plywood drawers.
- 3/4" Plywood shelves with light maple laminate and matching PVC edge banding.
- ACQ pressure treated base perimeter and toe kick is 2" x 6" solid lumber.
- Applicable for HUD Section 42, HUD Section 8, and USDA RHS Public Housing Projects.
- Laminate interior and exterior sides.

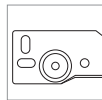
## Detailed specifications<sup>1</sup>



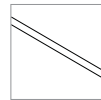
**6-way Adjustable Hinges** are heavy duty, self closing, and concealed within the cabinet door and frame.



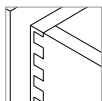
**Wall & Base Backs** are 1/2" plywood with light maple laminate. Wall backs are stapled and glued into rabbeted ends.



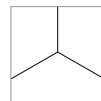
**Drawer Slides** are 75 lb load rated, epoxy coated metal slides. Upgrades to 100 lb full extension and soft close full extension are available.



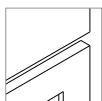
**Wall & Base Sides** are 1/2" plywood with light maple laminate interior and laminate exterior that matches door and frame color.



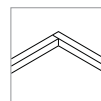
**5/8" Plywood Dovetail Drawers** feature four sided construction and captive 1/4" matching MDF laminate bottom.



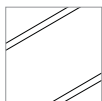
**Base Bottoms** are 1/2" plywood with light maple laminate interiors. Bottoms are hot melt glued into dados on all four sides.



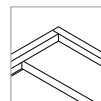
**Door & Drawer fronts** are assembled with kiln-dried solid American hardwood.



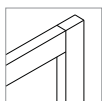
**Wall Tops & Bottoms** are 1/2" plywood with light maple laminate, hot melt glued into dados on all four sides



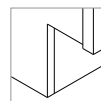
**Plywood Shelves** are 3/4" thick with light maple laminate and matching PVC edge banding.



**Countertop Attachment Rails** are 1/2" plywood. Rails are hot melt glued into face frame, sides, and cabinet back.



**Face Frame Stile and Rails** are 3/4" thick and 1 1/2" wide kiln-dried hardwood. Frames are assembled under pressure with pocket screws.



**ACQ Pressure Treated Base Perimeter** is made from 2" x 6" solid lumber, and measures 3 1/2" deep by 4 1/2" tall. 9" Handicap toe kick available on most cabinet models.

## Available in all door styles

### Maple

Ginger Honey Pecan Carmel Chestnut Merlot Coffee

### Oak

Cinnamon Spice Pecan Coffee

### Cherry

Belgian

### White

Polar

Independent third party testing and material verification nationally recognized NTA Testing Laboratories.

Independent quarterly QA audits by NTA are listed at: [www.SmartCabinetry.com](http://www.SmartCabinetry.com)

NTA is a registered trademark of NTA, Inc. [www.NTAinc.com](http://www.NTAinc.com).

<sup>1</sup>Specifications subject to change without notice.