

You have choices.

At Smart Cabinetry, there are plenty of cabinets to choose from because we believe that one size does not fit all. With our products, unlock endless possibilities and ideas for your next design project.

Choose your next kitchen or bathroom look at smartcabinetry.com/browse.php



SHOWN IN COFFEE

Rockport



Solid Slab Door,
Solid Drawer Front,
Square Edge Profile, Maple Hardwood, Standard Overlay

Features

Edgebanded Shelves

Shelves are made with 3/4" thick laminate particle board with a clean edgebanded finish.

Upgradable Hardware

Standard 6-way adjustable hinges and epoxy drawer slides can be upgraded to soft closing hinges and slides.

Durable Face Frames

3/4" thick and 1 1/2" wide kiln-dried hardwood are assembled under pressure with pocket screws for maximum strength and rigidity.

Standard 1/2" Back and Sides

Cabinet sides, except for Polar White, are made with light maple interior with designated laminate exterior. Plywood construction is available as an upgrade.

Wide range of options























Available cabinet sizes range from 9 to 72 inch widths and 12 to 96 inch heights. Universal Access cabinets are also available at no extra cost to you.

5/8" solid dovetail drawer

Four sided construction and captive 1/4" matching laminate bottom.

Available Colors

PRINTED COLORS ARE FOR REPRESENTATION ONLY. ORDER SAMPLES FOR ACCURATE COLOR MATCHING.

	Natural		Carmel		Polar White*		Harbor Gray*
	Ginger		Root Beer		Elegant White* ¹		Iron*
	Honey		Chestnut		Buttercream*		Piano Black*
	Pecan		Slate		Sahara*		Nautical Blue*
	Americano		Graphite		Stone*		
	Silvergrass		Coffee		Willow*		

* PAINTED; CONSTRUCTED IN HDF EXCEPT FOR BELMONT, BERKSHIRE, CAROLINA, AND PACIFIC

¹ ELEGANT WHITE HAS AN EXTERIOR POLAR WHITE FINISH WITH AN ELEGANT MAPLE INTERIOR

DISCLAIMERS FOR PAINTED WOOD, OAK & MAPLE SLAB, AND THERMOFOIL DOORS ARE INCLUDED IN OUR SPECIFICATIONS GUIDE.
© 2021 SMART CABINETRY® WWW.SMARTCABINETRY.COM 70680 COUNTY ROAD 23, NEW PARIS, INDIANA 46553 | LT21_02 REV 21_01

SMART
CABINETRY®