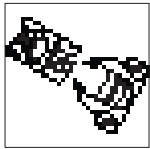


All Plywood Construction

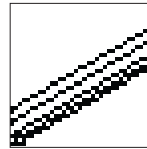
At a glance

- Plywood construction
- 5/8" Nominal (16 mm) solid dovetail drawers with 1/4" Plywood Bottoms
- 3/4" Nominal (18 mm) plywood shelves with light maple laminate and matching PVC edge banding
- Laminate interior and exterior sides

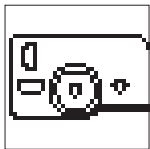
Detailed Specifications



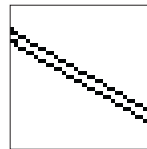
6-way adjustable hinges are heavy duty, self closing, and concealed within the cabinet door and frame. Soft close option available.



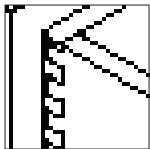
Wall and Base Backs are 1/2" Nominal (12 mm) plywood with light maple laminate interior. Wall backs are stapled and glued into rabeted ends.



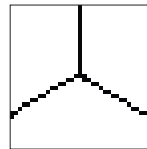
Drawer slides are 75 lb load rated, epoxy coated slides. Upgrades to 100 lb full extensions and 75 lb undermount soft close full extension are available.




Wall and Base Sides are 1/2" Nominal (12 mm) plywood with light maple laminate interior and designated laminated exterior.



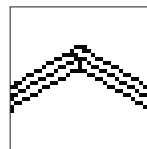
5/8" Solid Dovetail Drawers feature four sided construction and captive 1/4" Nominal (6.4 mm) matching plywood bottom.



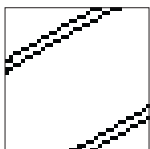
Base bottoms are 1/2" Nominal (12 mm) plywood with light maple laminate interiors. Bottoms are hot melt glued into dados on all four sides.



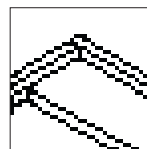
Door and Drawer fronts are assembled with kiln-dried solid American hardwood.



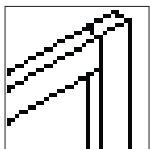
Wall Tops and Bottoms are 1/2" Nominal (12 mm) plywood with light maple laminate, hot melt glued into dados on all four sides.



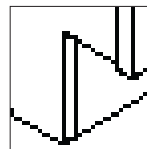
3/4" Nominal (18 mm) Edgebanded Plywood Shelves provide both a matching appearance with the interior of the cabinet, and improved water resistance.



I-Beam Construction Rails are 1/2" Nominal (12 mm) plywood. Rails are hot melt glued into face frame, sides, and cabinet back.



Face Frame Stile and Rails are 3/4" thick by 1 1/2" Nominal (18 mm by 38 mm) wide kiln-dried hardwood. Frames are assembled under pressure with pocket screws.



Standard Toe Kicks measure 3 1/2" deep by 4 1/2" tall. 9" universal access toe kick available on most cabinet models.